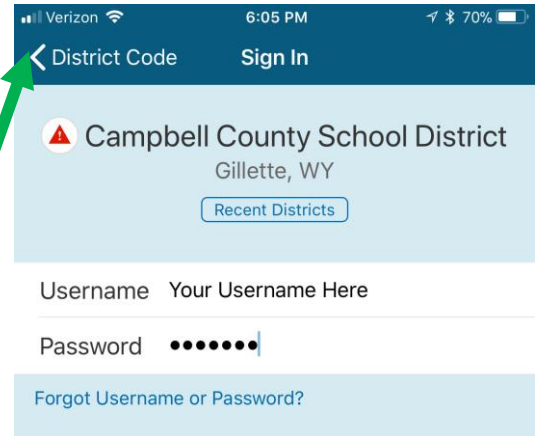


## SETTING UP your PowerSchool MOBILE App

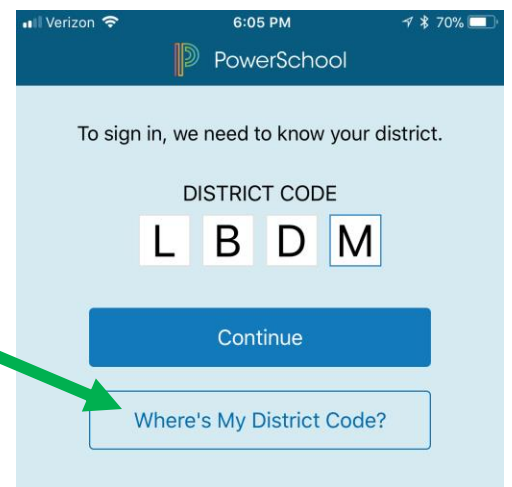
1. After setting up your account on your computer, you will ready to set up your mobile app.
2. The instructions for the four digit code for Campbell County is not correct.

Please follow these updated instructions.



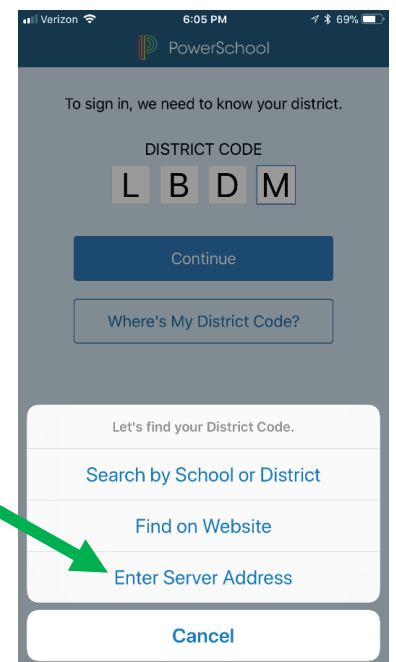
3. Select the District Code – on the top LEFT CORNER

*The PowerSchool District Code of LBDM is currently not working.*



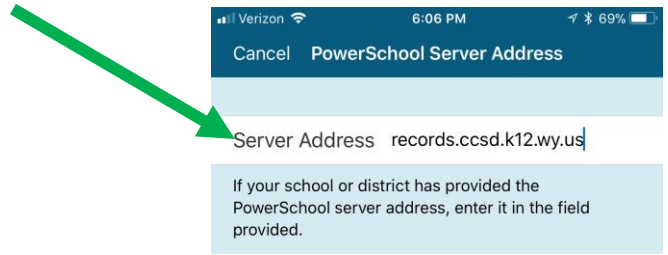
4. Click on – “Where’s My District Code?”

5. A pop-up window should appear that will allow you to “Enter Server Address”

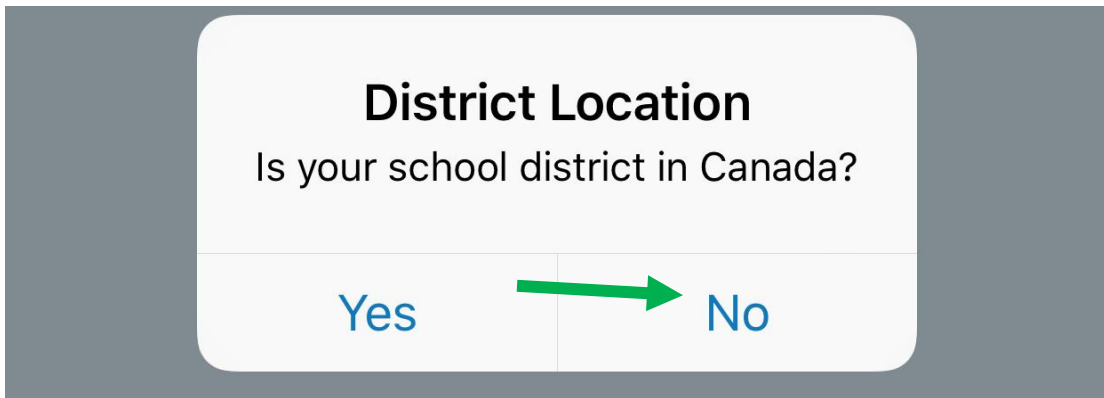


UPDATE To SETTING UP your PowerSchool MOBILE App

6. Enter the Server Address “records.ccsd.k12.wy.us”  
This is the same address that a parent use to log into the site for PowerSchool



7. It will then ask this interesting question – Click “NO”



8. Final Step is to log back in to see your student’s 2018-19 PowerSchool information

